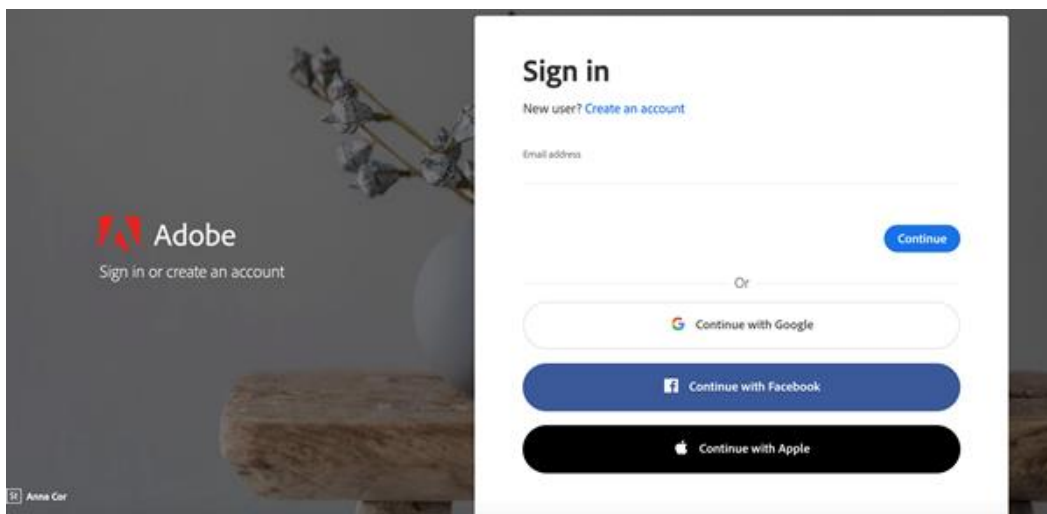


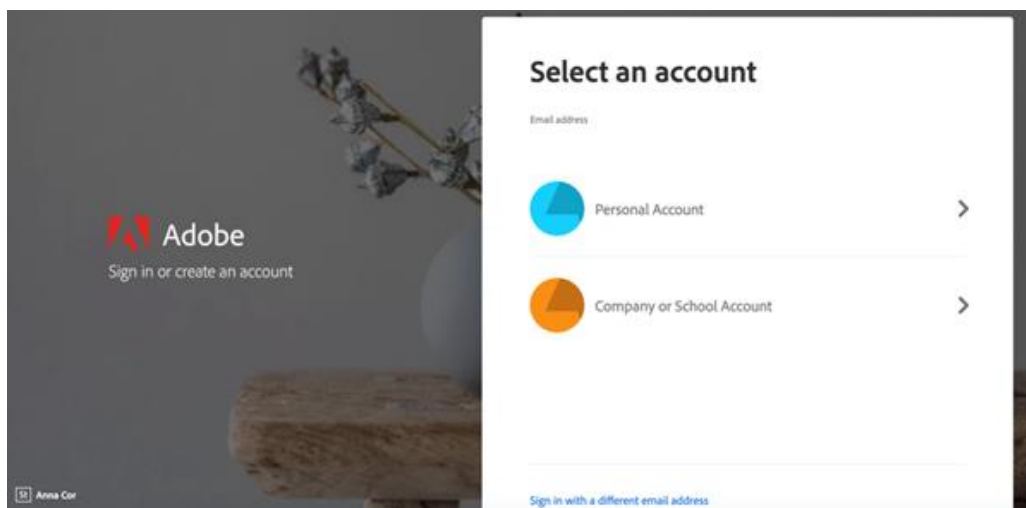
Temporary Access to Adobe Creative Cloud desktop Apps for the NMSU Community is now available

As a result of NMSU going online or working remotely to stem the Coronavirus spread, access to Adobe Creative Cloud in labs and classrooms is limited. Adobe has provided temporary at-home access for impacted students, faculty, and staff, so that they can continue to do their work remotely. The temporary access begins today and will last until May 31st. Please follow the instructions below to enable access to Creative Cloud Desktop Apps on your personal device.

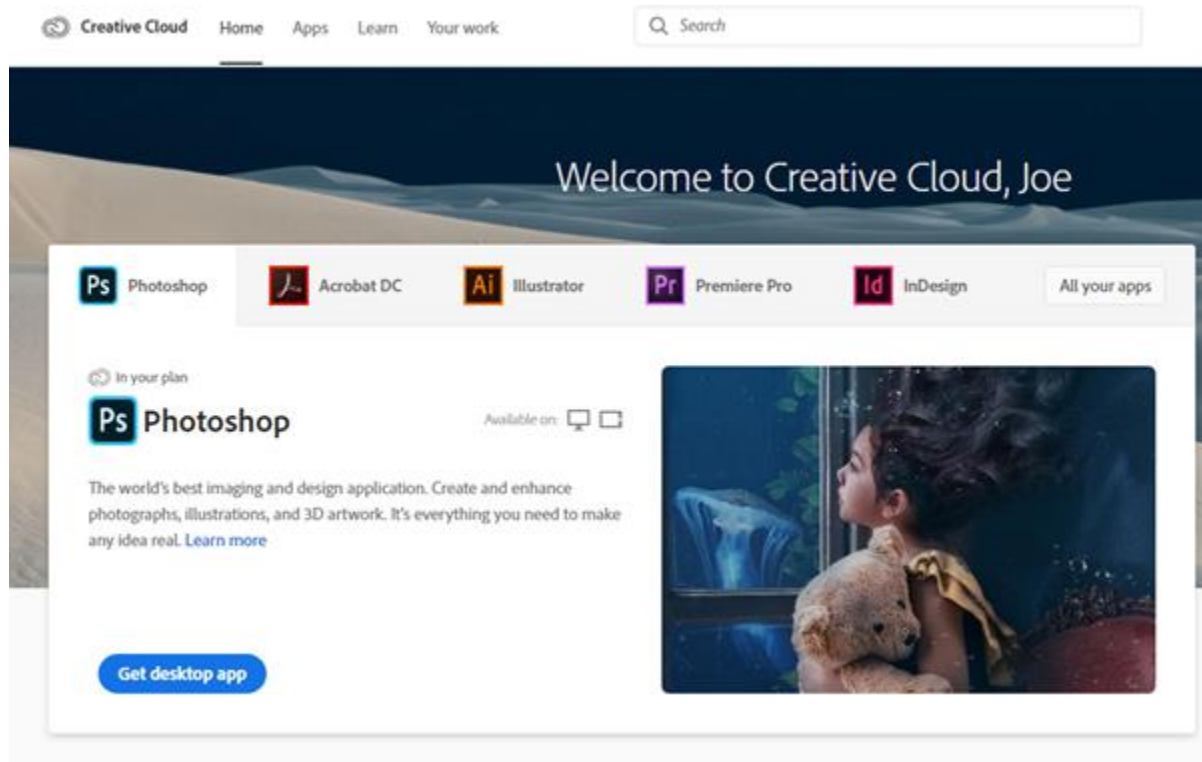
1. Visit <https://creativecloud.adobe.com> and use your NMSU username and password to sign in.



2. If prompted, select Company or School Account and then enter your password and provide your credentials in the NMSU login screen.



3. From the Creative Cloud website, browse for and download your desired app. Click **Apps** on the top of the page to view all apps.



For more information on how to download or install apps, see [Download and Install Creative Cloud apps](#).

For educators and school leaders seeking to engage students during campus closures, Adobe has curated resources to help them discover inspiring projects, best practices, and new ideas so they can continue to drive valuable learning in virtual environments. For more information on Adobe's distance learning resources [please click here](#).